

# iShares Global Timber&Forestry ETF \$ Dis

## Investment Objective

The investment objective of this Fund is to provide investors with a total return, taking into account both capital and income returns, which reflects the return of the S&P Global Timber & Forestry Index.

## Fund Profile

Category Index	S&P Global Natu...
Benchmark	S&P Global Timb...
Rating	****
Category	Sector Equity N...
ISIN	IE00B27YCF74
Currency	USD
Latest NAV	25.35
YTD Return	-20.87
Total Assets (mil)	172.5740

## Purchase Information

<b>Minimum Purchase</b>	
Initial Purchase	0.00
Additional Purchase	0.00
<b>Sales Charges</b>	
Initial Fee	0.00
Exit Fee	0.00
Management Fee	0.65
Deferred Fee	0.00

## Fund Performance




### Growth Of 10000

	2016	2017	2018	2019	2020	21/22	Performance
Fund	12.78	33.84	-18.07	19.01	20.15	15.68	+/- Index
Index	-19.51	11.18	-5.50	1.81	19.46	-9.52	+/- Category
Category	12.78	33.84	-18.07	19.01	20.15	15.68	% Rank
	90.00	4.00	41.00	36.00	29.00	61.00	

## Trailing Total Returns

	Total Returns
1 Day	-0.27
1 Week	2.78
1 Month	8.71
3 Months	-8.96
1 Year	-15.17
YTD	-20.87

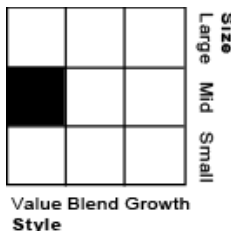
## Portfolio Analysis



Asset Allocation	%
Stock	99.61
Bond	0.00
Cash	0.39
Other	0.00

## Investment Style Details

### MorningStar Equity Style Box



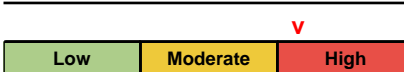
Size	Fund
Avg. Mkt Cap (Mil)	5,088.53
<b>Investment Valuation</b>	<b>Equity Portfolio</b>
Price/Book	0.85
Price/Earnings	7.55
Price/Cash Flow	2.94

## Risk Measures

Alpha	-1.94	3-Yr Sharpe Ratio	0.30
Beta	0.83	3-Yr Std Dev	24.62
R-Squared	71.93	3-Yr Risk	Below Avg
Info. Ratio	-0.29	5-Yr Risk	Below Avg
Tracking Error	13.79	10-Yr Risk	Below Avg

Calculations use FTSE AW Asean TR USD (where applicable)

## Risk Profile



### Legend

▼ MorningStar Risk (This Fund)

▲ Category Average

## Asset Summary

Market Capitalization	% of Portfolio
% Giant	0.00
% Large	8.87
% Medium	62.72
% Small	20.78
% Micro	2.95

## Top 10 Holdings

Fund Name	Sector	Country	% of Assets
Weyerhaeuser Co		United States	6.73
Rayonier Inc		United States	6.09
West Fraser Timb...		Canada	5.82
Svenska Cellulos...		Sweden	5.40
International Pa...		United States	5.14
Suzano SA		Brazil	4.99
PotlatchDeltic C...		United States	4.86
Smurfit Kappa Gr...		Ireland	4.41
Stora Enso Oyj C...		Finland	4.36
WestRock Co		United States	4.35

## Top 10 Sectors

Sector	% Equity
--------	----------

## Regional Breakdown

Region	% Equity
United States	30.11
Euro-Zone	15.05
Canada	13.87
Europe - ex Euro	12.61
Latin America	10.07
Japan	8.82
United Kingdom	4.11
Africa	3.23
Asia - Emerging	1.73
Australia	0.00



© 2020 Morningstar, Inc. All Rights Reserved. Reproduction of Morningstar Information in any form is prohibited except with the prior written permission of Morningstar. Because of the possibility of human or mechanical error by Morningstar's sources, Morningstar or others, Morningstar does not guarantee the accuracy, adequacy, completeness or availability of any information and is not responsible for any errors or omissions or for the results obtained from the use of such information. Morningstar gives express or implied warranties, including, but not limited to, any warranties of merchantability or fitness for a particular purpose or use. In no event shall Morningstar be liable for any indirect, special or consequential damages in connection with subscriber's or others' use of Morningstar information.